

Township of Blandford-Blenheim 2009 Budget



Budget Public Meeting
May 20, 2009
7:00 p.m.

Budget Detail available on our website: <http://www.twp.bla-ble.on.ca/government/taxation.asp>

Township of Blandford-Blenheim 2009 Budget

- 2009 Proposed Tax Levy \$3,228,836
- Increase of \$115,986 over 2008
- This translates to a 3.73% increase in tax requirement.

Township of Blandford-Blenheim 2009 Budget

- As the average residential assessment in the Township increased by 6.79% in 2009, the proposed budget results in approximately \$13.87 (or 3.04%) increase in municipal tax for this average resident.
- A residential property with an assessment increase in excess of 6.79% will experience a tax rate increase above 3.04%.
- A residential property with an assessment increase less than the average 6.79% will experience a tax rate increase below 3.04%.

Township of Blandford-Blenheim 2009 Budget

Typical \$100,000 home experiencing a 6.79% increase in assessment.

If your home is valued at \$250,000 you would multiply \$250,000 by .0003785 to obtain your total tax increase.

	2008	2009	Diff	%
Twp.	\$ 456.36	\$ 470.24	\$13.87	3.04%
County	\$ 530.89	\$ 549.75	\$18.86	3.55%
Education	\$ 264.00	\$ 269.11	\$ 5.11	1.94%
<hr/>				
Total	\$1,251.25	\$1,289.10	\$37.85	3.02%



Township of Blandford-Blenheim 2009 Budget

Typical \$100,000 farm experiencing a .58% increase in assessment.

	2008	2009	Diff	%
Twp.	\$ 114.09	\$ 110.72	\$ -3.37	-2.95%
County	\$ 132.72	\$ 129.44	\$ -3.28	-2.47%
Education	\$ 66.00	\$ 63.37	\$ -2.63	-3.99%
<hr/>				
Total	\$ 312.81	\$ 303.52	\$ -9.29	-2.97%



This clearly highlights the tax shift from the Farm Tax class to Residential Tax class as a result of the general reassessment in 2009.

Township of Blandford-Blenheim 2009 Budget

2009 TAX RATES ALL CLASSES ALL PURPOSES

New Tax Classes	Township Tax Rate	County Tax Rates	Education Tax Rates	Total Tax Rate
Residential	0.00440338	0.00514792	0.00252000	0.01207130
Multi Residential	0.01206526	0.01410529	0.00252000	0.02869055
Commercial -Full	0.00837435	0.00979031	0.01966699	0.03783165
Vacant unit/excess land	0.00586204	0.00685322	0.01376689	0.02648216
Vacant land	0.00586204	0.00685322	0.01376689	0.02648216
Industrial - full	0.01158089	0.01353902	0.02700000	0.05211991
Vacant unit/excess land	0.00752758	0.00880036	0.01890000	0.03522794
Vacant land	0.00752758	0.00880036	0.01890000	0.03522794
Large Industrial	0.01158089	0.01353902	0.02700000	0.05211991
Pipeline	0.00554518	0.00648277	0.01243648	0.02446443
Farmland	0.00110085	0.00128698	0.00063000	0.00301783
Managed Forest	0.00110085	0.00128698	0.00063000	0.00301783

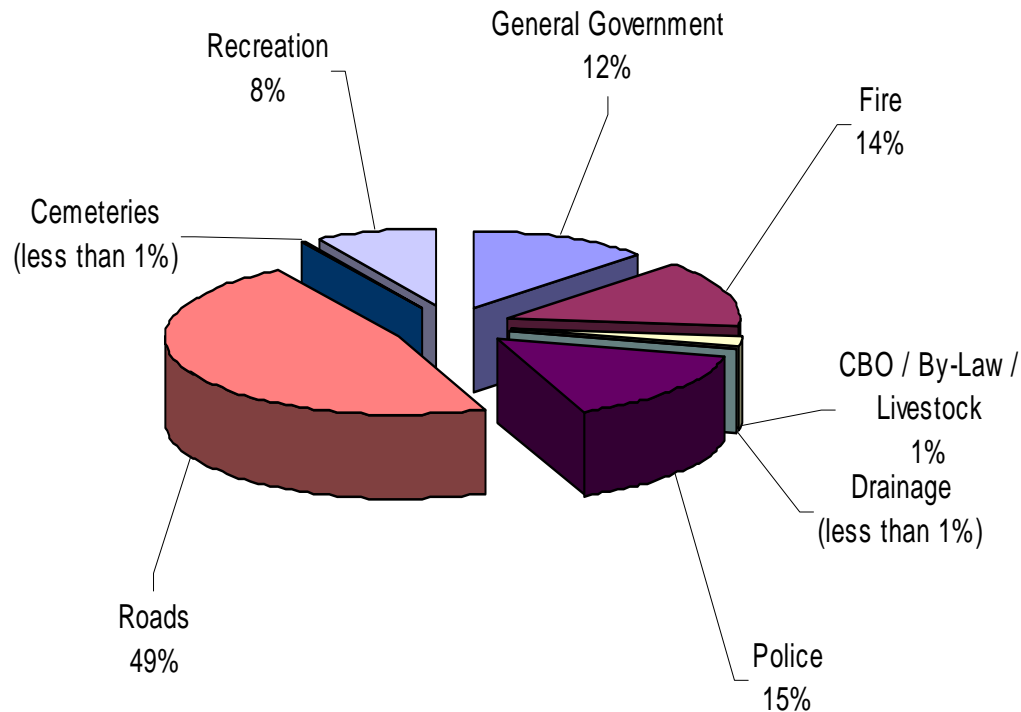
Township of Blandford-Blenheim 2009 Budget

2009 Taxes Raised by Tax Class	Assessment	Tax Rate	Taxes	% of Tax by class
Residential	\$484,838,637.00	0.01207130	\$ 5,852,632.64	58.19%
Multi Residential	\$2,537,225.00	0.02869055	\$ 72,794.38	0.72%
Commercial -Full	\$28,955,347.00	0.03783165	\$ 1,095,428.50	10.89%
Vacant unit/excess land	\$37,945.00	0.02648216	\$ 1,004.87	0.01%
Vacant land	\$197,466.00	0.02648216	\$ 5,229.33	0.05%
Industrial - full	\$5,871,018.00	0.05211991	\$ 305,996.93	3.04%
Vacant unit/excess land	\$33,126.00	0.03522794	\$ 1,166.96	0.01%
Vacant land	\$0.00	0.03522794	\$ -	0.00%
Large Industrial	\$2,470,000.00	0.05211991	\$ 128,736.18	1.28%
Pipeline	\$66,293,725.00	0.02446443	\$ 1,621,837.96	16.12%
Farmland	\$321,838,839.00	0.00301783	\$ 971,253.29	9.66%
Managed Forest	\$620,086.00	0.00301783	\$ 1,871.31	0.02%
Total County, Township, School Board Taxes			\$ 10,057,952.34	

Township of Blandford-Blenheim 2009 Budget

Cost by Function

(net of grants & offset revenue)



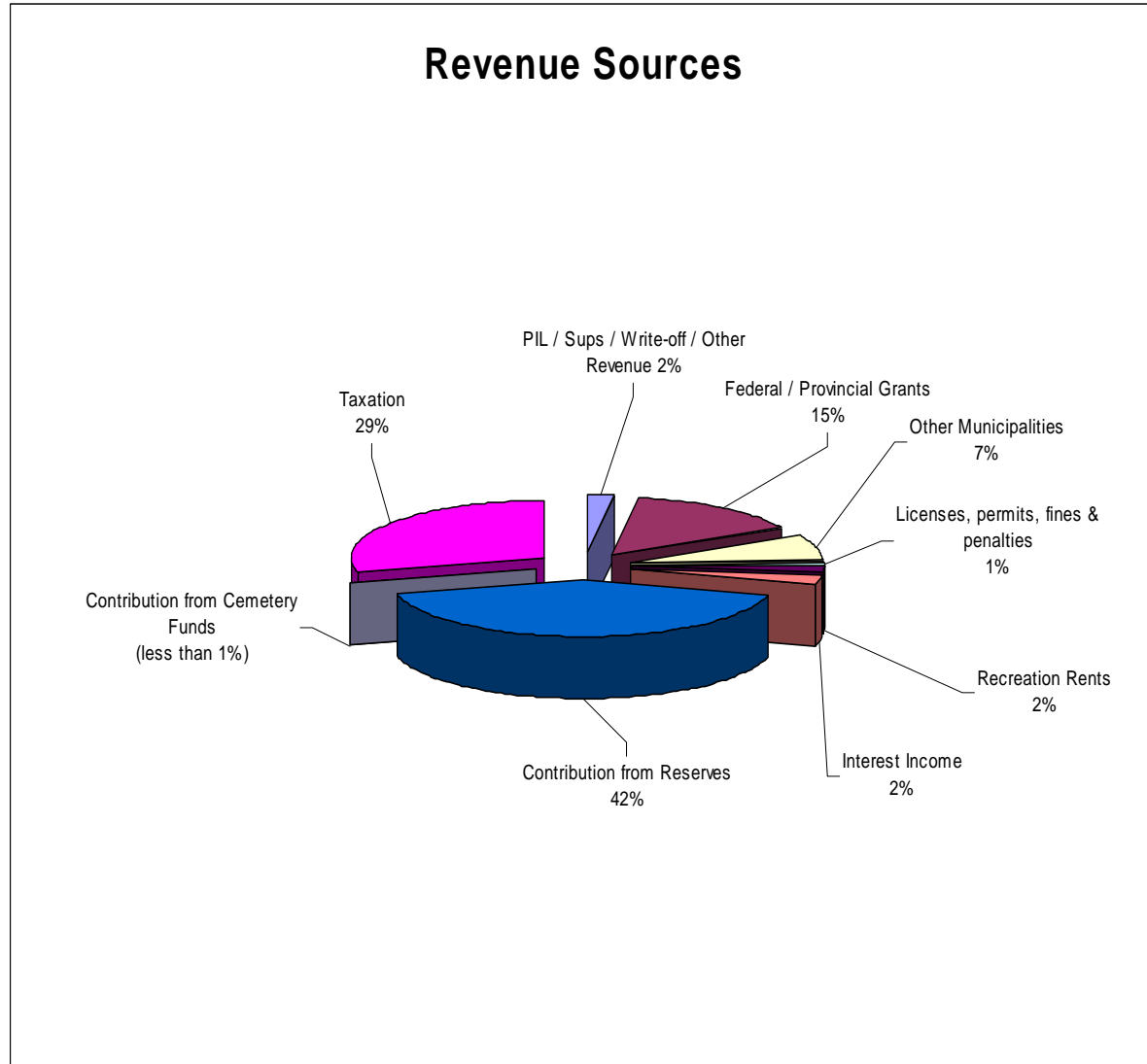
General Government	\$577,412
Fire	\$657,299
CBO / By-Law Enforcement	\$75,899
Drainage	\$6,810
Police	\$705,346
Roads	\$2,200,154
Cemeteries	\$10,477
Recreation	\$386,448
	<hr/>
	\$4,619,845

Township of Blandford-Blenheim 2009 Budget

- Total 2009 Township Budget \$11,067,857
- This includes operating expenditures, capital, and transfers to/from reserves
- Five year capital plan is available on the Township website at:
 - <http://www.twp.bla-ble.on.ca/government/taxation.asp>

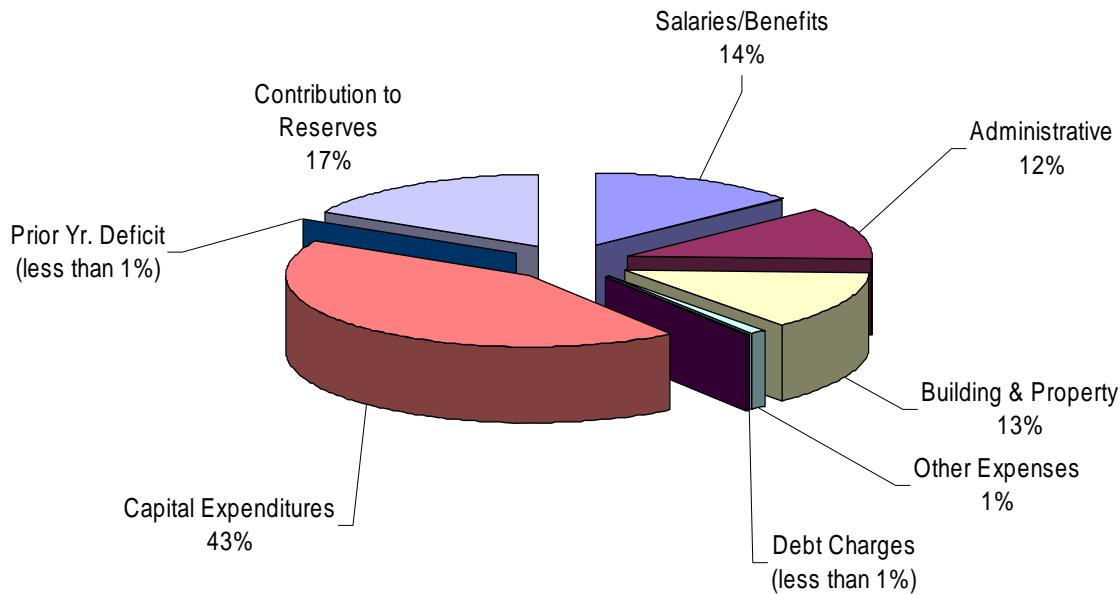
Township of Blandford-Blenheim 2009 Budget

PIL / Sups / Other Revenue	\$231,485
Federal / Provincial Grants	\$1,670,583
Other Municipalities	\$814,095
Licenses, permits, fines & penalties	\$63,450
Recreation Rents	\$214,550
Interest Income	\$252,098
Contribution from Reserves	\$4,596,347
Contribution from Cemetery Funds	\$4,413
Municipal Surplus	\$0
Taxation	<u>\$3,228,836</u>
	<u>\$11,075,857</u>



Township of Blandford-Blenheim 2009 Budget

Expenditure by Nature



Salaries/Benefits	\$1,526,182
Administrative	\$1,348,773
Building & Property	\$1,443,789
Other Expenses	\$120,109
Debt Charges	\$21,284
Capital Expenditures	\$4,743,337
Prior Yr. Deficit	\$8,000
Contribution to Reserves	\$1,864,383
	<hr/>
	\$11,075,857

Township of Blandford-Blenheim

2009 Budget

	2009 Opening Reserve Balance	Contribution To Reserves	Contribution From Reserves	2009 Closing Reserve Balance
--	---------------------------------	-----------------------------	-------------------------------	---------------------------------

GENERAL RESERVES

Tax Stabilization	\$350,217	\$0	\$0	\$350,217
General Contingency	\$0	\$541,460	\$0	\$541,460
Fire	\$483,604	\$220,000	\$69,197	\$634,407
Police	\$0	\$100,000	\$0	\$100,000
Roads / Bridges	\$3,647,085	\$600,000	\$2,913,454	\$1,333,631
Arena	\$314,400	\$100,000	\$166,689	\$247,711
Parks	\$22,650	\$25,000	\$22,660	\$24,990
Community Centres	\$220,660	\$30,000	\$0	\$250,660
	\$5,038,616	\$1,616,460	\$3,172,000	\$3,483,076

RESTRICTED RESERVE / DEVELOPMENT CHARGES

Administration	\$9,158	\$0	\$0	\$9,158
Joint Police Services	\$14,483	\$0	\$14,483	\$0
Roads	\$1,207,591	\$247,923	\$1,409,864	\$45,650
	\$1,231,232	\$247,923	\$1,424,347	\$54,808

GRAND TOTAL

	\$6,269,848	\$1,864,383	\$4,596,347	\$3,537,884
--	--------------------	--------------------	--------------------	--------------------
