

# Township of Blandford-Blenheim 2010 Budget



Budget Public Meeting  
April 21, 2010  
7:00 p.m.

Budget Detail available on our website: <http://www.twp.bla-ble.on.ca/government/taxation.asp>

# Township of Blandford-Blenheim 2010 Budget

- 2010 Proposed Tax Levy \$3,349,315
- Increase of \$120,479 over 2009 Tax Levy
- This translates to a 3.73% increase in tax requirement.

# Township of Blandford-Blenheim 2010 Budget

- As the average residential assessment in the Township increased by 7.96% in 2010, the proposed budget results in approximately \$24.80 (or 5.63%) increase in municipal tax for this average residential property.
  - A residential property with an assessment increase in excess of 7.96% will experience a tax rate increase above 5.63%.
  - A residential property with an assessment increase less than the average 7.96% will experience a tax rate increase below 5.63%.

# Township of Blandford-Blenheim 2010 Budget

***Typical \$100,000 home experiencing a 7.96% increase in assessment.***

If your home is valued at \$250,000 you would multiply \$250,000 by .0005972 to obtain your total tax increase.

	2009	2010	Diff	%
Township	\$ 440.34	\$ 465.14	\$24.80	5.63%
County	\$ 514.79	\$ 541.53	\$26.74	5.19%
Education	\$ 252.00	\$ 260.18	\$ 8.18	3.24%
<hr/>				
Total	\$1,207.13	\$1,266.85	\$59.72	4.94%



***In 2009 the tax shift from other property classes to the Residential Property Class = 3.02%***

***3.02% (2009) + 4.94% (2010) = 7.96% increase in first two years of Assessment Phase-In.***

# Township of Blandford-Blenheim 2010 Budget

**Typical \$100,000 farm experiencing a .89% increase in assessment.**

If your farm is valued at \$250,000 you would multiply \$250,000 by -.000583 to obtain your total tax decrease.

	2009	2010	Diff	%
Township	\$ 110.09	\$ 108.67	\$ -1.42	-1.28%
County	\$ 128.70	\$ 126.52	\$ -2.18	-1.69%
Education	\$ 63.00	\$ 60.77	\$ -2.23	-3.53%
<hr/>				
Total	\$ 301.79	\$ 295.96	\$ -5.83	-1.93%



***This clearly highlights the tax shift from the Farm Tax class to Residential Tax class in 2010.***

***In 2009 the tax shift from Farm Tax Class to Residential Tax class resulted in the average Farm Tax bill being reduced by 2.97%.***

***2.97% (2009) + 1.93% (2010) = 4.90% decrease in first two years of Assessment Phase-In.***

# Township of Blandford-Blenheim 2010 Budget

## 2010 TAX RATES ALL CLASSES ALL PURPOSES

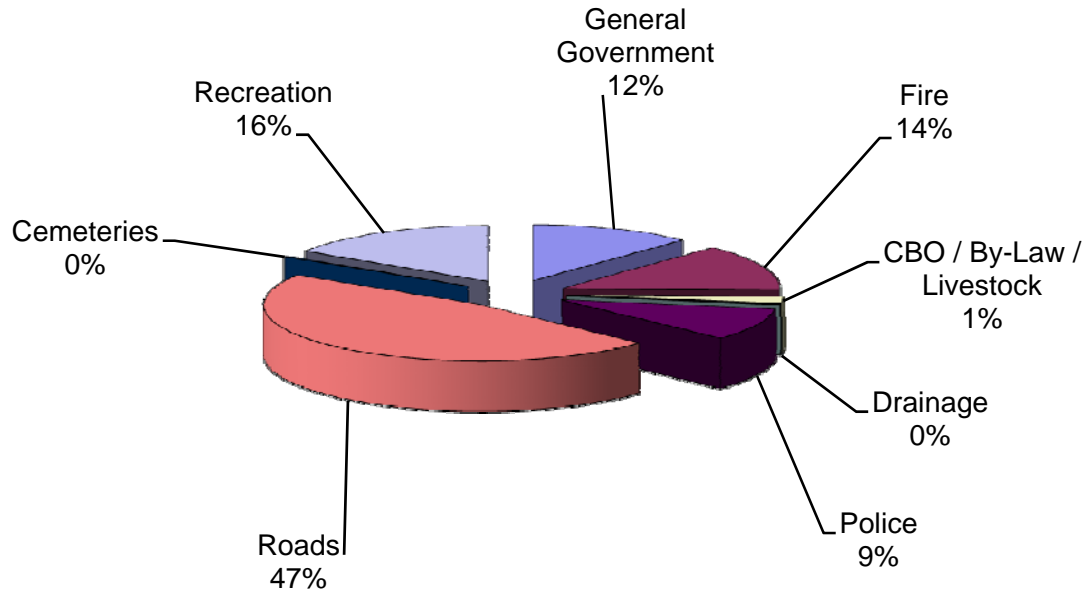
<u>Tax Classe</u>	<u>Township Tax Rate</u>	<u>County Tax Rates</u>	<u>Education Tax Rates</u>	<u>Total Tax Rate</u>
Residential	0.00430844	0.00501604	0.00241000	<b>0.01173448</b>
Farmland	0.00107711	0.00125401	0.00060250	<b>0.00293362</b>
Multi Residential	0.01180513	0.01374395	0.00241000	<b>0.02795908</b>
Commercial -Full	0.00819379	0.00953950	0.01881397	<b>0.03654726</b>
Vacant unit/excess land	0.00573565	0.00667765	0.01316978	<b>0.02558308</b>
Vacant land	0.00573565	0.00667765	0.01316978	<b>0.02558308</b>
Industrial - Full	0.01133120	0.01319219	0.02450000	<b>0.04902339</b>
Vacant unit/excess land	0.00736528	0.00857492	0.01592500	<b>0.03186520</b>
Vacant land	0.00736528	0.00857492	0.01592500	<b>0.03186520</b>
Large Industrial	0.01133120	0.01319219	0.02450000	<b>0.04902339</b>
Pipeline	0.00542562	0.00631670	0.01196008	<b>0.02370240</b>
Managed Forest	0.00107711	0.00125401	0.00060250	<b>0.00293362</b>

# Township of Blandford-Blenheim 2010 Budget

2010 Taxes Raised by Tax Class	Assessment	Tax Rate	Total Tax	% of Tax by class
Residential	\$523,424,453.00	0.01173448	\$ 6,142,113.78	59.61%
Multi Residential	\$2,555,000.00	0.02795908	\$ 71,435.44	0.69%
Commercial -Full	\$29,195,039.00	0.03654726	\$ 1,066,998.72	10.36%
Vacant unit/excess land	\$39,531.00	0.02558308	\$ 1,011.32	0.01%
Vacant land	\$197,728.00	0.02558308	\$ 5,058.49	0.05%
Industrial - full	\$6,082,813.00	0.04902339	\$ 298,200.10	2.89%
Vacant unit/excess land	\$34,918.00	0.03186520	\$ 1,112.67	0.01%
Vacant land	\$0.00	0.03186520	\$ -	0.00%
Large Industrial	\$2,518,000.00	0.04902339	\$ 123,440.89	1.20%
Pipeline	\$69,154,405.00	0.02370240	\$ 1,639,125.26	15.91%
Farmland	\$324,684,746.00	0.00293362	\$ 952,501.66	9.24%
Managed Forest	\$733,939.00	0.00293362	\$ 2,153.10	0.02%
<b>Total County, Township, School Board Taxes</b>			<b>\$ 10,303,151.43</b>	

# Township of Blandford-Blenheim 2010 Budget

## Cost by Function



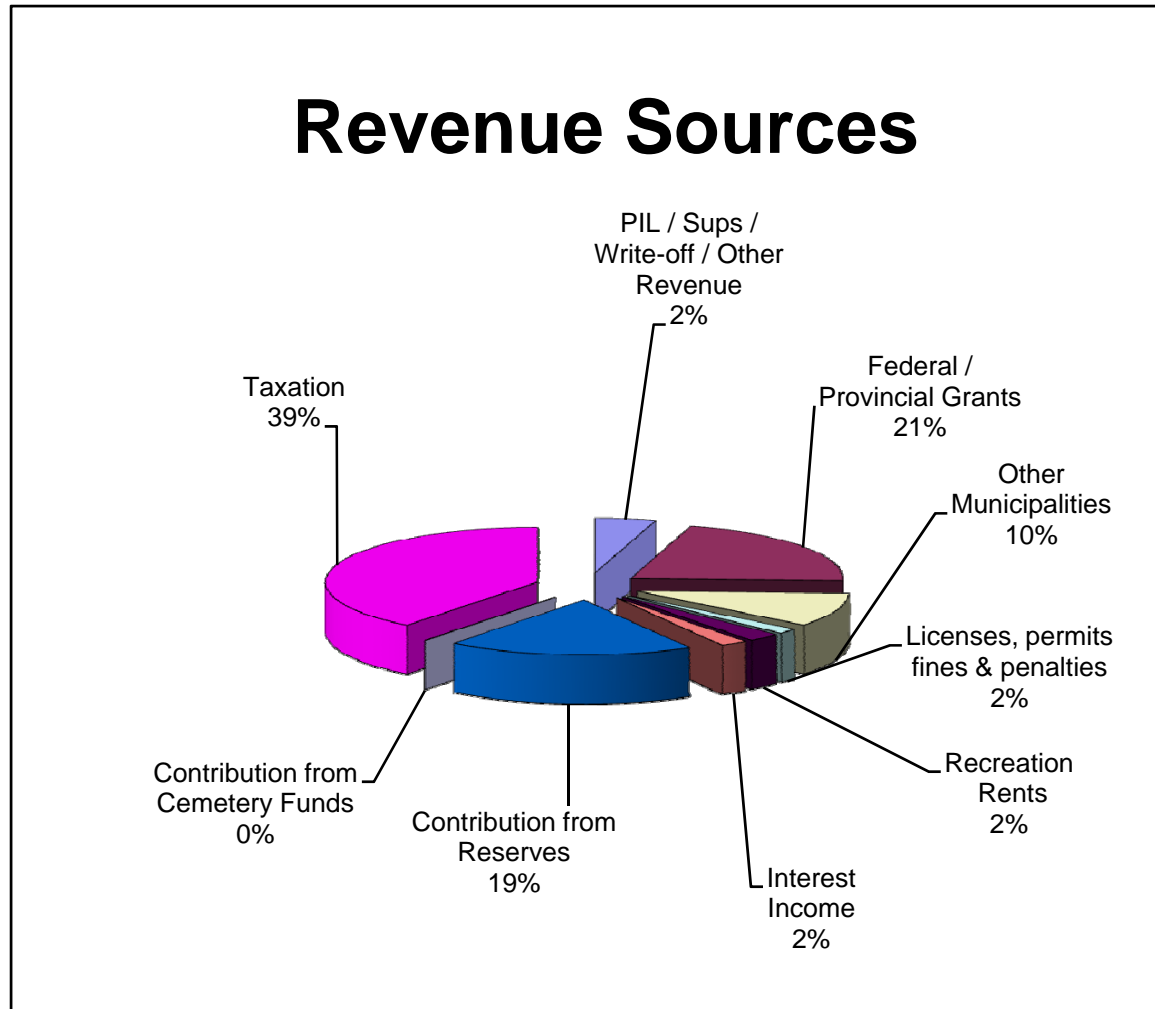
General Government	\$613,111
Fire	\$682,315
CBO / Livestock / By-Law Enforcement	\$95,815
Drainage	\$8,516
Police	\$479,082
Roads	\$2,380,649
Cemeteries	\$10,209
Recreation	\$807,588
	<hr/>
	<b>\$5,077,285</b>

# Township of Blandford-Blenheim 2010 Budget

- Total 2010 Township Budget \$8,485,832.
- This includes prior year deficit, operating expenditures, capital expenditures, and transfers to reserves funds.
- Budget details for 2010 and the five-year forecast are available on the Township website at: <http://www.twp.bla-ble.on.ca/government/taxation.asp>

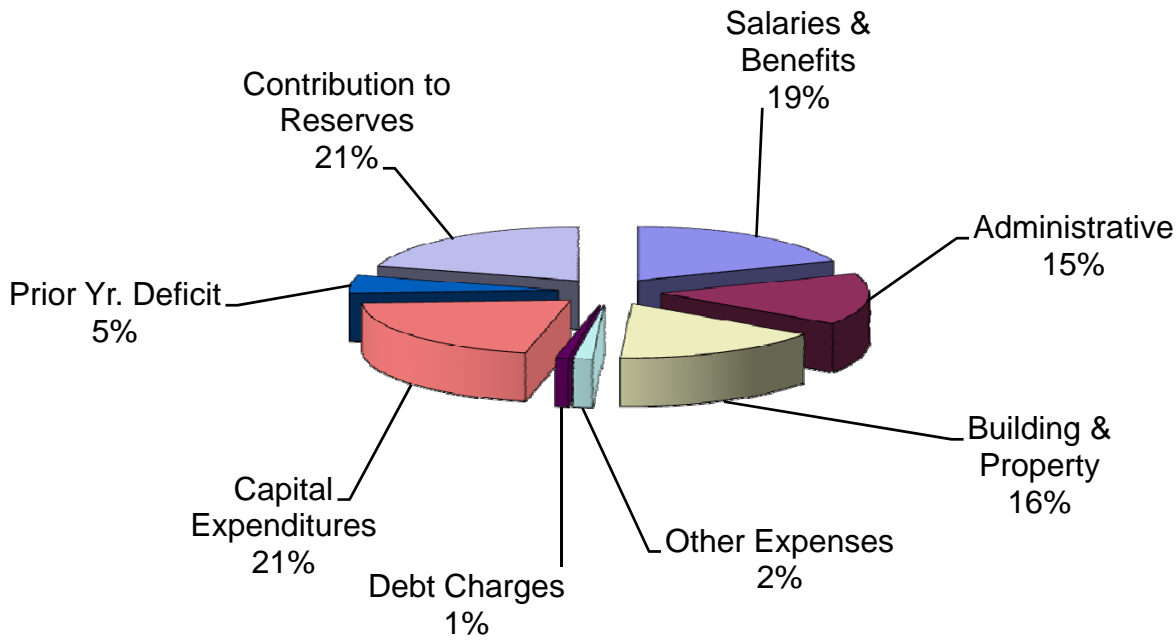
# Township of Blandford-Blenheim 2010 Budget

PIL / Sups / Other Revenue	\$389,404
Federal / Provincial Grants	\$1,791,803
Other Municipalities	\$840,835
Licenses, permits, fines & penalties	\$130,740
Recreation Rents	\$213,250
Interest Income	\$176,034
Contribution from Reserves	\$1,591,934
Contribution from Cemetery Funds	\$2,517
Municipal Surplus	\$0
Taxation	\$3,349,315
<b>Total Revenues</b>	<b>\$8,485,832</b>



# Township of Blandford-Blenheim 2010 Budget

## Expenditure by Nature



Salaries/Benefits	\$1,623,066
Administrative	\$1,313,897
Building & Property	\$1,382,149
Other Expenses	\$127,928
Debt Charges	\$88,040
Capital Expenditures	\$1,755,095
Prior Yr. Deficit	\$450,754
Contribution to Reserves	\$1,744,903
<b>Total Expenditures</b>	<b>\$8,485,832</b>

# Township of Blandford-Blenheim

## 2010 Budget

	2010 Opening Reserve Balance	Contribution To Reserves	Contribution From Reserves	2010 Closing Reserve Balance
--	---------------------------------	-----------------------------	-------------------------------	---------------------------------

### GENERAL RESERVES

Tax Stabilization & Tax Rebate Reserve	\$359,157	\$0	\$190,000	\$169,157
Fire	\$696,937	\$220,000	\$477,234	\$439,703
Police	\$100,000	\$25,000	\$0	\$125,000
Roads / Bridges	\$1,521,686	\$725,000	\$532,490	\$1,714,196
Arena	\$812,233	\$500,000	\$173,200	\$1,139,033
Parks	\$28,328	\$25,000	\$32,000	\$21,328
Community Centres	\$250,660	\$30,000	\$196,000	\$84,660
<b>Total General Reserves</b>	<b>\$3,769,001</b>	<b>\$1,525,000</b>	<b>\$1,600,924</b>	<b>\$3,693,077</b>

### RESTRICTED RESERVE / DEVELOPMENT CHARGES

Administration	\$7,402	\$0	\$0	\$7,402
Joint Police Services	\$16,158	\$0	\$16,158	\$16,158
Parks & Recreation	\$4,642	\$0	\$0	\$4,642
Roads	\$50,200	\$219,903	\$0	\$270,103
<b>Total Restricted Reserves / Developmental Charges</b>	<b>\$78,402</b>	<b>\$219,903</b>	<b>\$16,158</b>	<b>\$298,305</b>
<b>GRAND TOTAL</b>	<b>\$3,847,403</b>	<b>\$1,744,903</b>	<b>\$1,617,082</b>	<b>\$3,991,382</b>